





Fiche outil


le  → il


la  → elle

 → je
Gabriel

Fiche outil

le  → il

la  → elle

 → je
Luzanne


Mots utiles (période 1)

1	ma	9	il
2	me	10	elle
3	sa	11	il y a
4	se	12	alors
5	sur	13	je
6	la	14	ni
7	le	15	une
8	lui	16	un

Mots utiles (période 2)

17	même	26	déjà	35	et
18	ta	27	là-bas	36	ne...plus
19	te	28	ne...pas	37	très
20	tu	29	par	38	trop
21	tard	30	puis	39	près
22	tôt	31	depuis	40	après
23	de	32	car	41	qui
24	du	33	comme	42	que
25	dessus	34	à côté	43	chaque


Forme affirmative



Léa rigole.


Elle arrive à l'école.


Forme négative




Léa ne rigole pas.


Elle n'arrive pas à l'école.

un, le, il → 


une, la, elle → 

A rectangular box containing two rows. The top row shows the text 'un, le, il' followed by an arrow pointing to a stick figure boy with a horizontal line through his head. The bottom row shows the text 'une, la, elle' followed by an arrow pointing to a stick figure girl.


les, des, ils → 

les, des, elles → 


A rectangular box containing two rows. The top row shows the text 'les, des, ils' followed by an arrow pointing to three stick figure boys, each with a horizontal line through his head. The bottom row shows the text 'les, des, elles' followed by an arrow pointing to three stick figure girls.



ils



ils



elles

Mots utiles (période 3)

44	<i>puisque</i>		<i>pour</i>
45	<i>quel</i>		<i>dessous</i>
46	<i>quelle</i>		
47	<i>quelques</i>		
48	<i>quelqu'un</i>		
49	<i>chacun</i>		
50	<i>chacune</i>		
51	<i>ou</i>		
52	<i>où</i>		

